



District Report Card: 2017


State: Bihar	District: Bhagalpur
Class: 8	Subject: Mathematics
Schools: 51	Students: 1209


Participation/Coverage


Students

<div>GENDER</div> <div></div>	Boys		Girls	
	Number	%	Number	%
	522	43.18	687	56.82

<div>AREA</div> <div></div>	Rural		Urban	
	Number	%	Number	%
	1058	87.51	151	12.49

<div>CATEGORY</div> <div></div>	SC		ST		OBC		GEN	
	Number	%	Number	%	Number	%	Number	%
	163	13.48	22	1.82	866	71.63	158	13.07

<div>CWSN</div> <div></div>	LD	VI	HI	S&LD	ID	Oth
	3	0	0	0	1	0

<div>Management</div> <div></div>	Government		Government-aided	
	Number	%	Number	%
	1197	99.01	12	0.99

Average Performance of Students in Mathematics (%)

Overall	Gender		Area		Management		Social Group			
	Male	Female	Rural	Urban	Govt.	Aided	SC	ST	OBC	GEN
42.56	43.87	41.56	44.20	31.04	42.51	47.78	38.16	38.48	42.74	46.67

Performance on Learning Outcomes (LOs)

Learning Outcomes	Description	Average Performance(%)
M601	Solves problems involving large numbers by applying appropriate operations	44.89
M606	Solves problems on daily life situations involving addition and subtraction of fractions / decimals	56.40
M620	Finds out the perimeter and area of rectangular objects in the surroundings like floor of the class room, surfaces of a chalk box etc.	44.58
M621	Arranges given/collected information in the form of table, pictograph and bar graph and interprets them	29.66
M702	Interprets the division and multiplication of fractions	45.49
M705	Solves problems related to daily life situations involving rational numbers	46.98
M706	Uses exponential form of numbers to simplify problems involving multiplication and division of large numbers	34.97
M707	Adds/subtracts algebraic expressions	57.32
M710	Solves problems related to conversion of percentage to fraction and decimal and vice versa	36.15
M717	Finds out approximate area of closed shapes by using unit square grid/graph sheet	30.96
M719	Finds various representative values for simple data from her/his daily life contexts like mean, median and mode	45.89
M721	Interprets data using bar graph	51.69
M801	Generalizes properties of addition, subtraction, multiplication and division of rational numbers through patterns	34.63
M802	Finds rational numbers between two given rational numbers	42.57
M803	Proves divisibility rules of 2, 3, 4, 5, 6, 9 and 11	51.05
M804	Finds squares, cubes, square roots and cube roots of numbers using different methods	57.09
M808	Uses various algebraic identities in solving problems of daily life	41.72
M812	Verifies properties of parallelogram and establishes the relationship between them through reasoning	30.23
M818	Finds surface area and volume of cuboidal and cylindrical object	25.17
M819	Draws and interprets bar charts and pie charts	38.96

Range of Performance of Students who Answered Correctly							
Below 30%		30% - 50%		50% - 75%		Above 75%	
Number	%	Number	%	Number	%	Number	%
404	33.42	353	29.20	367	30.36	85	7.03

Lowest Performing Learning Outcomes (LOs)

- 1 - Finds surface area and volume of cuboidal and cylindrical object (25.17)
- 2 - Arranges given/collected information in the form of table, pictograph and bar graph and interprets them (29.66)
- 3 - Verifies properties of parallelogram and establishes the relationship between them through reasoning (30.23)

4 - Finds out approximate area of closed shapes by using unit square grid/graph sheet (30.96)

5 - Generalizes properties of addition, subtraction, multiplication and division of rational numbers through patterns (34.63)